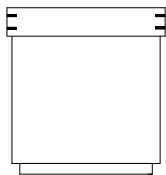




K

CARE INSTRUCTION



KRISTINA DAM
Studio



JAPANESE TRAY TABLES

Wood is a living material changing imperceptibly over time. All wood reacts to sunlight, humidity, temperature and can vary slightly in grain pattern and coloration.

Use only warm soap water when cleaning the tray. Use a hard wrung cloth and dry immediately with a soft dry cloth.

Japanese Tray Tables are made of oak and walnut treated with oil. If the surface of the wood dries out you might be able to restore its original glow using rapeseed oil. Apply a fine layer of rapeseed oil to the product, dry immediately afterwards. The wood is likely to get a slightly darker colortone after applying oil. Please test on a small part of the table before applying rapeseed oil to the entire unit. If in doubt, please consult af professional for advice on how to treat the wood.

Do not stand on the table!

It is possible to convert your large Japanese Tray Table to a bench by adding our Japanese Bench Cushion.

KRISTINA DAM
Studio

All our products are made from high quality and long-lasting materials. Please follow our care instructions and treat your new item accordingly.

All products are designed in Copenhagen, Denmark.

*Kristina Dam Studio
Sydholmen 9-17, 2650 Hvidovre, Denmark
kristinadamstudio.dk*